

## EXAMPLES OF 2020 PRESIDENTIAL ELECTION PROCESS IRREGULARITIES

Credit: GATEWAY PUNDIT

This pdf provides some data on voting irregularities in a few of the key battleground states as reported in a series of articles by The Gateway Pundit (<https://www.thegatewaypundit.com/>), and was intended to have primary evidences available in one document. Gateway Pundit has much more but this summary eliminates the visual distraction of ads and repeated links. It's hoped you can use this to pull out key issues and data to use in social media or in corresponding with your elected officials. PLEASE REMEMBER TO CREDIT The Gateway Pundit and their contributors when using any of this information.

Evidence and data from a few key States are presented in alphabetical order:

### PAGE 2 - Michigan

- November 10, 2020 at 9:29pm  
[MIT PhD Analysis Reveals 138,000 Votes Switched from Trump to Biden in Michigan — MUST SEE VIDEO By Jim Hoft](#)

### PAGE 5 - Pennsylvania

- November 21, 2020 at 11:28am  
[EXCLUSIVE: Brilliant! America's Online Minutemen and Women Just Uncovered the Dominion Plot Transferring Vote Ratios between Pennsylvania Precincts \(VIDEO\) By Joe Hoft](#)
- November 21, 2020 at 1:00pm  
[BREAKING Video: Young Internet Sleuth Reveals Evidence Showing Over 23K PA Ballots Were Filled Out and Returned Before They Were Ever Mailed To Voters \(and MORE\) By Patty McMurray](#)

### PAGE 14 - Virginia

- November 9, 2020 at 9:19am  
[Captured in Real Time: That Moment in Virginia at 5:12 AM Where they Took 373,000 Votes Off the State Totals by Jim Hoft](#)
- November 15, 2020 at 8:10pm  
[Multiple Reversals and Proportional Vote Entries In Virginia on Election Night after 11 PM Indicate Election Fraud Occurred in This State Too. By Joe Hoft](#)

### PAGE 18 - Wisconsin

- November 4, 2020 at 11:03am  
[WOW! — The Steal Is On!... With Last Night's Ballot Dump Wisconsin has 88% Voter Turnout or HIGHER! IT'S EITHER AN IMPOSSIBLE NEW RECORD OR IT'S HORSESH\\*T By Jim Hoft](#)
- November 7, 2020 at 7:00am  
[Audit Statistical Technique Known as 'Benford Analysis' Points to Milwaukee Precincts as Central Point to Uncover Fraud By Joe Hoft](#)
- November 18, 2020 at 6:52pm  
[WE CAUGHT THEM! Part 7: Wisconsin, Like MI, GA, PA and VA, Caught Doing the 'Drop and Roll' Too — Once Biden Gained Lead with MASSIVE Vote Dumps, The Rest of Votes All Possessed Same Biden to Trump Vote Ratio — THIS IS IMPOSSIBLE! By Joe Hoft](#)

## MICHIGAN

### [MIT PhD Analysis Reveals 138,000 Votes Switched from Trump to Biden in Michigan — MUST SEE VIDEO](#)

By Jim Hoft

Published **November 10, 2020** at 9:29pm

**Tonight we have obtained an unaudited analysis of data available for all the states looking for system glitches and other oddities in vote counts related to the Presidential race only.**

Then tonight we were led to a site on the Internet (<https://thedonald.win/p/11Q8O2wesk/happening-calling-every-pede-to-/>) where someone who had seen our posts decided to do an analysis himself.

In the piece the author claims his work is a full list of votes switched from Trump to Biden or votes erased by [Dominion](#) (the vote machines used in many states across the US).

(The author claims that his work has been verified but we have not verified the results so we currently are labeling his results “unaudited.”)

The author decided to obtain the data himself and perform an analysis of **national** votes switched from Trump to Biden and votes erased (the total amount of votes counted decreased by that amount throughout the counting).

**Based on this initial analysis [over 500,000 votes were identified that were switched](#) from President Trump to Joe Biden.**

**In addition to this another 2,865,757 votes were deleted.**

*Note that these numbers have not yet been audited by us.*

On Tuesday **Dr. Shiva Ayyadurai**, MIT PhD, the Inventor of Email, Scientist, Engineer, shares the results of his team’s mathematical analysis of four major counties votes in Michigan in the Trump-Biden election that reveals an unfortunate truth of U.S. voting systems.

**Dr. Shiva and his staff found evidence of Trump-to-Biden vote-switching of 138,000 VOTES in Michigan.**

Kyle Becker [@kylenabecker](#) · Nov 10, 2020  
MICHIGAN, 🇺🇸

\*Explosive\* evidence of Trump-to-Biden vote-switching: 138K VOTES.  
The precinct-level data in 4 counties show signs of an ALGORITHM re: MIT PhD [@va\\_shiva](#).  
Oakland County is one of the counties. It is where one reversed \*glitch\* earlier led to a GOP winner. 🤖 🗳️

Michigan

© Dr. Shiva Ayyadurai

Kyle Becker [@kylenabecker](#)

FULL PRESENTATION (highly recommended):

**Dr. SHIVA Ayyadurai, MIT PhD, Inventor of Email** [@va\\_shiva](#)  
Dr. SHIVA LIVE: MIT PHD Analysis of Michigan Votes Reveals Unfortunate Truth of U.S. Voting Systems. [pssp.tv/wj/cni5KjFQbUVx...](#)

⚠️ **This claim about election fraud is disputed**

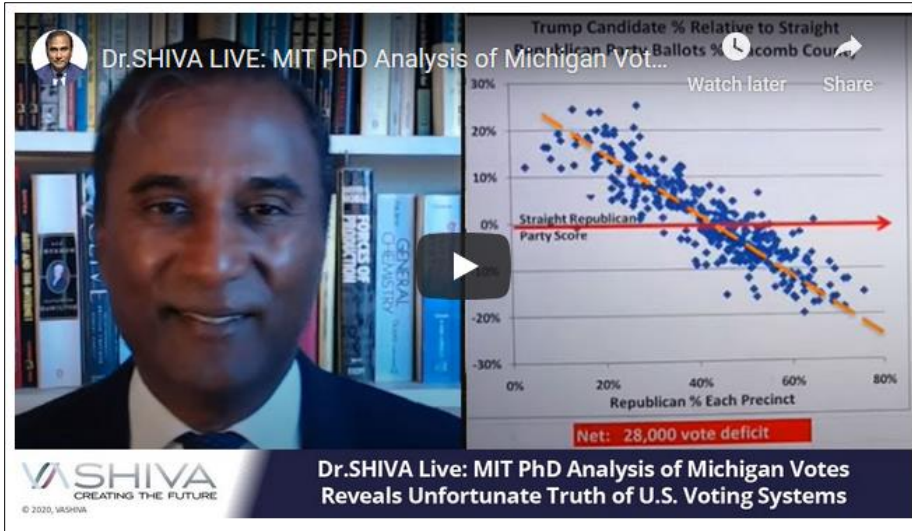
7:02 PM · Nov 10, 2020

1.8K 892 people are Tweeting about this

[https://twitter.com/kystenabecker/status/1326344486516105216?ref\\_src=twsrc%5Etfw%7Ctwcamp%5Etweetembed%7Ctwterm%5E1326344596352327680%7Ctwgr%5E&ref\\_url=https%3A%2F%2Fwww.thegatewaypundit.com%2F2020%2F11%2Fmit-phd-analysis-reveals-138000-votes-switched-trump-biden-michigan-must-see-video%2F](https://twitter.com/kystenabecker/status/1326344486516105216?ref_src=twsrc%5Etfw%7Ctwcamp%5Etweetembed%7Ctwterm%5E1326344596352327680%7Ctwgr%5E&ref_url=https%3A%2F%2Fwww.thegatewaypundit.com%2F2020%2F11%2Fmit-phd-analysis-reveals-138000-votes-switched-trump-biden-michigan-must-see-video%2F)

Dr. Shiva also found that the more solid Republican precincts saw more Trump votes switched to Joe Biden.

Here is the full video:



<https://youtu.be/Ztu5Y5obWPK>

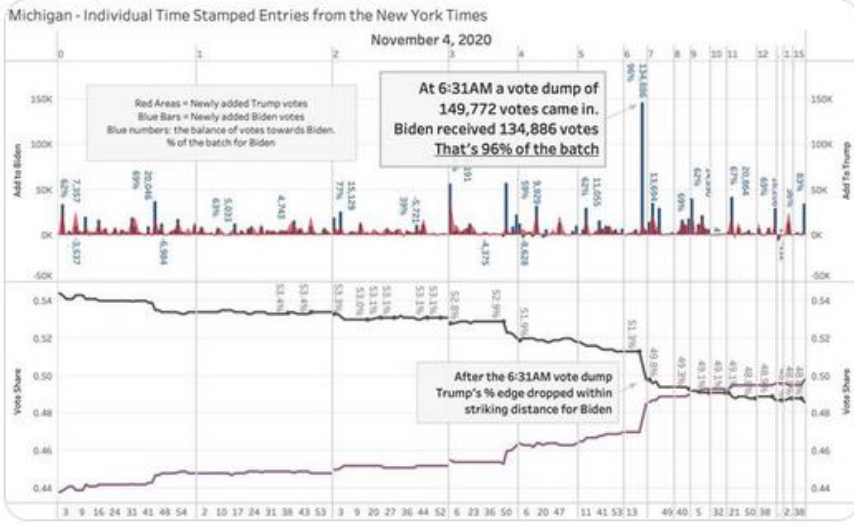
And President Trump [Nov 19] has also tweeted out two charts that CLEARLY show election fraud in Wisconsin and Michigan.



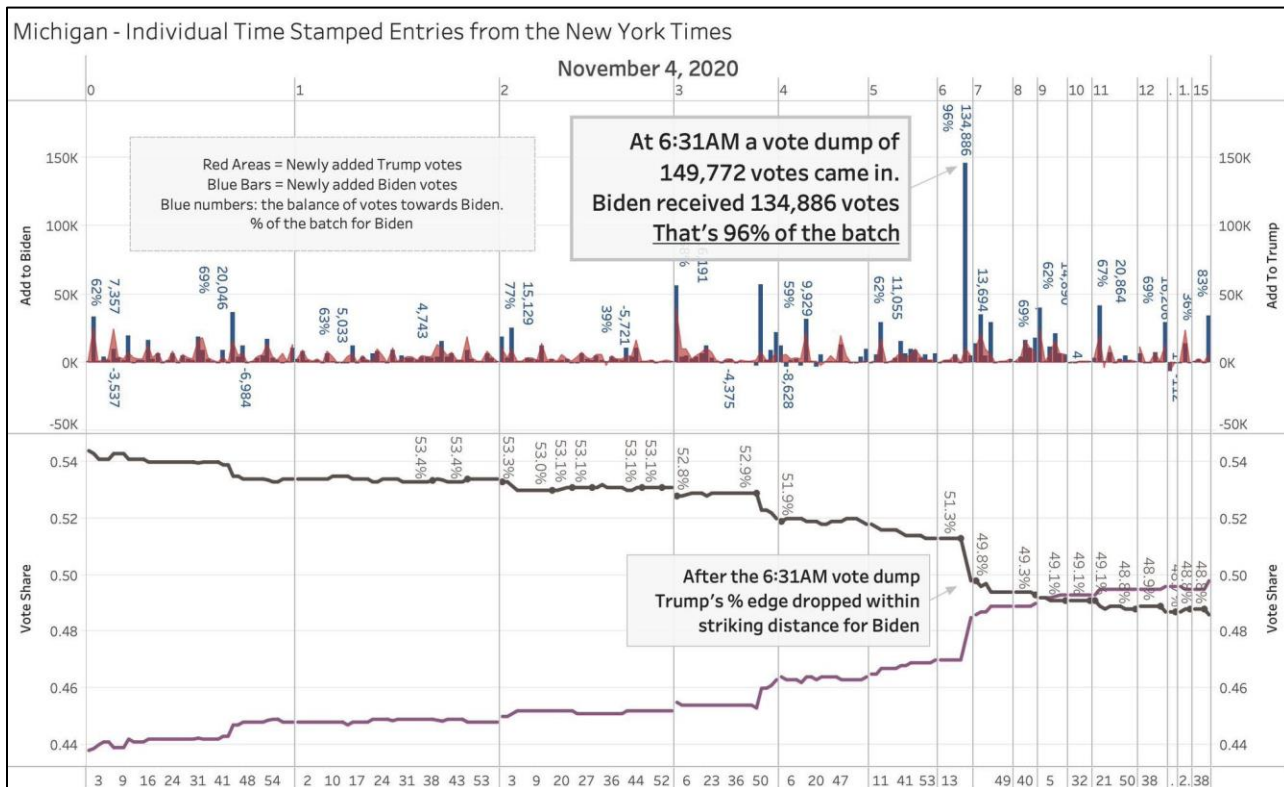
**Donald J. Trump**  
@realDonaldTrump



Look at this in Michigan! A day AFTER the election, Biden receives a dump of 134,886 votes at 6:31AM!



[https://twitter.com/realDonaldTrump/status/1329602736053252107?ref\\_src=twsrc%5Etfw%7Ctwcamp%5Etweetemb%7Ctwtterm%5E1329602736053252107%7Ctwgr%5E&ref\\_url=https%3A%2F%2Fwww.thegatewaypundit.com%2F2020%2F11%2Fdisgusting-tucker-carlson-doubles-hits-sidney-powell-says-no-evidence-switching-votes-11-times-got-caught-switching-votes-video%2F](https://twitter.com/realDonaldTrump/status/1329602736053252107?ref_src=twsrc%5Etfw%7Ctwcamp%5Etweetemb%7Ctwtterm%5E1329602736053252107%7Ctwgr%5E&ref_url=https%3A%2F%2Fwww.thegatewaypundit.com%2F2020%2F11%2Fdisgusting-tucker-carlson-doubles-hits-sidney-powell-says-no-evidence-switching-votes-11-times-got-caught-switching-votes-video%2F)



<https://twitter.com/realDonaldTrump/status/1329602736053252107/photo/1>

**PENNSYLVANIA**

[EXCLUSIVE: Brilliant! America’s Online Minutemen and Women Just Uncovered the Dominion Plot Transferring Vote Ratios between Pennsylvania Precincts \(VIDEO\) By Joe Hoft](#)

November 21, 2020 at 11:28am

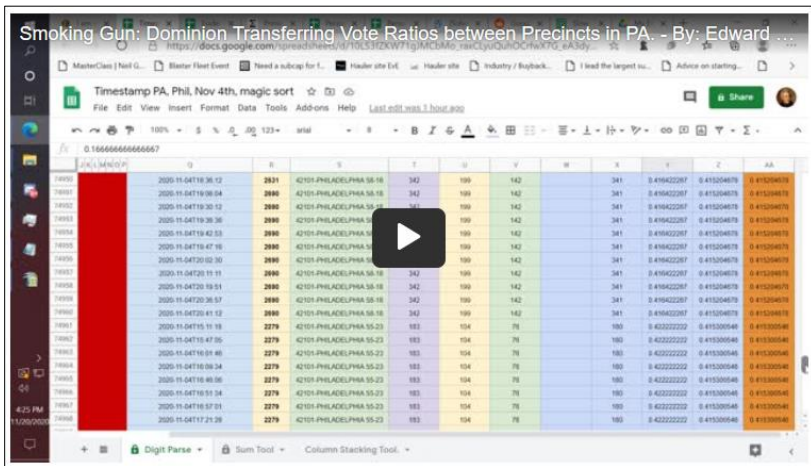
Another individual on the Internet has put together what he believes is evidence of the Dominion company transferring votes between precincts in Pennsylvania during the 2020 election in an effort to ultimately steal the election for Biden while concealing their diabolical scheme.

The Gateway Pundit previously reported on the votes for President Trump in three Pennsylvania counties dropped off at the same exact time! ([More “Glitches” in Pennsylvania: Votes for Trump Drop IN THREE DIFFERENT COUNTIES SIMULTANEOUSLY — Almost As If It Was Coordinated](#))

The brilliant minds in America are joining forces. They are the modern day Minutemen and women of America today. Our ancestors fired rifles and birthed a nation. We destroy enemies of the Union both foreign and domestic through data, analysis and programming genius.

Another American patriot by the name of Edward Solomon believes he has uncovered how Joe Biden was able to steal the 2020 election.

In his video entitled: [Smoking Gun: Dominion Transferring Vote Ratios between Precincts in PA](#), Solomon explains his thesis and provides numerous examples to support it.



In a prelude to the video Solomon shares:

*In this video you will see data from the NYT feed from PA on November 4th.*

*In this data, particular vote ratios are transferred between random sets of seized precincts throughout the day (see image link below):*  
<https://ibb.co/h1x3Xds>

*A total of nine exhibits are presented in this video, but there are in fact several hundred of these precincts seizures and ratio transfers on the day of November 4th alone, and the same ratios continue to be transferred for several more days within the overall data set spanning an entire week.*

Original data sets:

<https://gofile.io/d/qZcQl6>

*“The Dominion System isolated a “Flip Set” from the expected vote count and the expected percentage.*

*It then splices the Flip Set into multiple “ratio sets” and assigns them to precincts throughout the day.*

*Once a particular “ratio set” receives the votes it needed, it releases that set, and then Dominion injects it into the city wide count.*

*To hide it’s trail, Dominion reassigns the same “ratio set” to different (random) precincts throughout the day, so that the same precinct doesn’t keep getting the exact same ratio (or the same set of precincts).*

*During a particular period of time while a precinct is selected, it gives Trump an EXACT NUMBER of votes, it gives Biden a MINIMUM number of votes, and splits the small remainder to a third party or to Biden (via random assignment).*

*This explains why Jo Jorg got so many votes in every precinct (I’m a Libertarian and I know very few libertarians who voted for Jo this year, due to the importance of this monumental election).”*

This analysis appears to coincide with the report from two days ago where another patriot who goes by Sean on Twitter shared his thesis and calculations showing hundreds of thousands of votes flowing from Trump and sometimes through the Third Party candidates and ultimately to Biden. [BREAKING EXCLUSIVE: The Steal Was MASSIVE! – Expert Reveals How Hundreds of Thousands of Trump Votes Were Shifted to Biden on Election Night!](#)

*(Note that we are still reviewing this data but to date have uncovered no instances or calculations presented that indicate the information in this video is false. If we hear anything which materially refutes this information we will provide once confirmed.)*

[BREAKING Video: Young Internet Sleuth Reveals Evidence Showing Over 23K PA Ballots Were Filled Out and Returned Before They Were Ever Mailed To Voters \(and MORE\) By Patty McMurray](#)

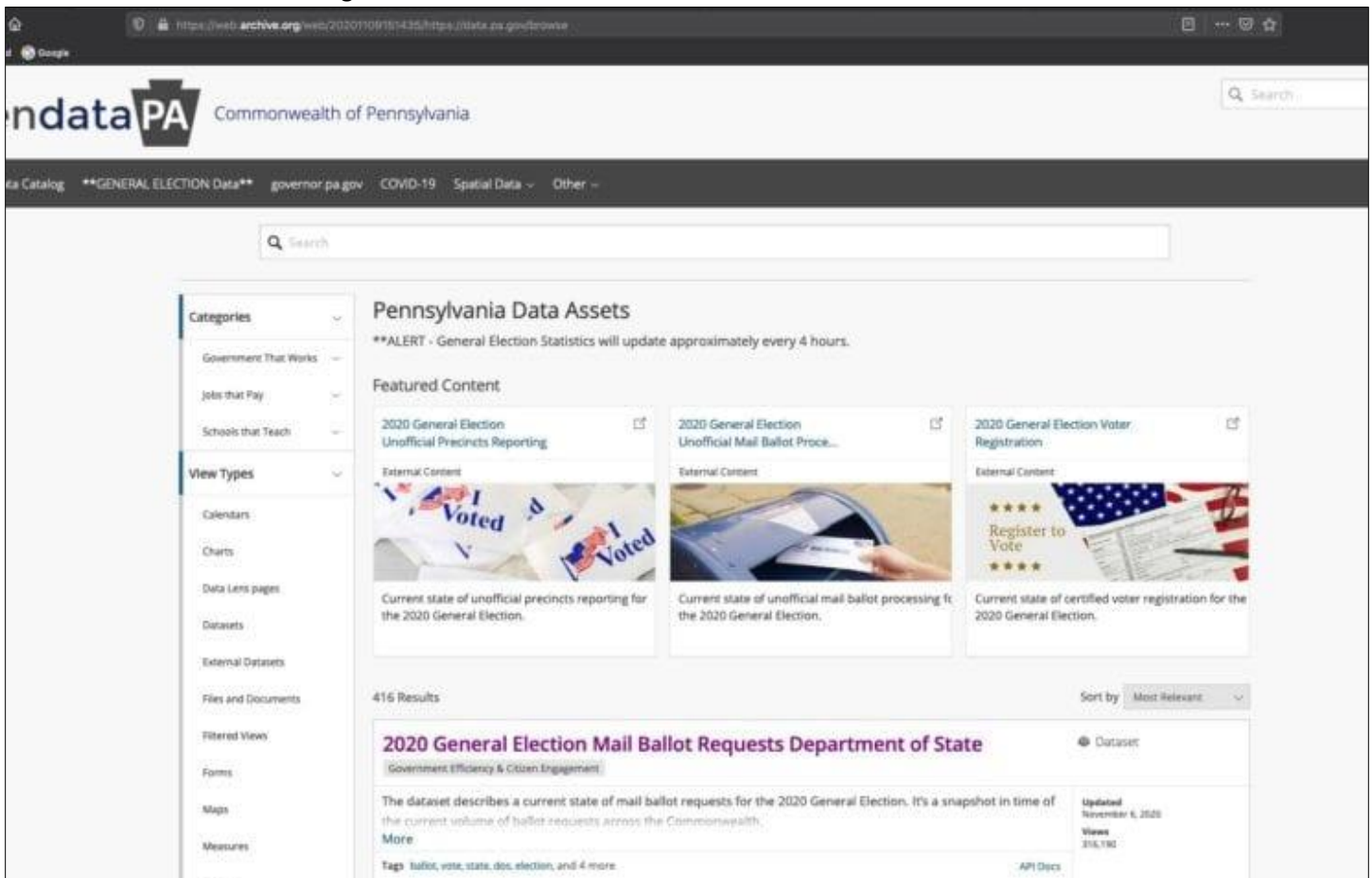
November 21, 2020 at 1:00pm

On November 11, Petr Svab of the Epoch Times wrote about the improbability of more than 10,000 ballots being returned in the state of Pennsylvania on a date that precedes the date they were sent. The article, as one would expect, was completely ignored by the Democratic Party mainstream media.

From [100 Percent Fed Up](#) – Here’s something else that didn’t receive any traction in the media, the investigative work of a young citizen journalist, known as “Greg On The Right,” may have provided the single biggest piece of evidence to date that Pennsylvania’s elections were anything but free and fair.

In a 3-part video series, the young man, known as “Greg on The Right,” first posted his explosive video from the PA.gov website on Tik Tok, where curiously, it was removed. Greg promptly posted his video to Twitter, where he has a little over 5.6K followers.

Here’s a screenshot of the PA.gov website:



In his first of a 3-part series of videos, Greg explains that he could only review about one-third of the data set related to the mail-in ballots on the PA.gov website.

From “Greg On The Right:”

*The following information’s straight from the PA.gov website and has almost 3.1 million entries. I exported all that information into an Excel sheet, but I was cut off at about 1 million rows, so keep in mind, we’re working with one-third of the whole data set.*

*So, the first thing I did was to create a column to see if any ballots were mailed out by the government the same day that they were received, filled out, through the mail, by the voter.*

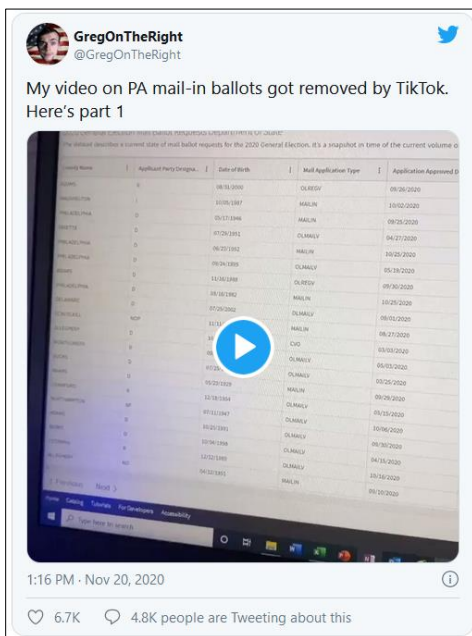
*It turns out, about 11,000 were filled out by the voter and returned back to the government the same day the government mailed them out to the voter.*

*I then created a column to see if there and there were any applications that were approved by the government, mailed out by the government, received by the voter, and then filled out by the voter and mailed back to the government on the same day. And there were 8,205 cases of that.*

*And lastly, I created a column to see if there were any ballots that were received through the mail, filled out before they were even mailed out and received by the government. There were 7,403 cases of that.*

*If anyone’s able to make sense of these numbers without saying it’s fraud, please let me know in the comments.*

### Watch Greg’s incredible Pennsylvania Mail-In Ballot Video Part 1.



[https://twitter.com/GregOnTheRight/status/1329881381388869635?ref\\_src=twsrc%5Etfw%7Ctwcamp%5Etweetembed%7Ctwtterm%5E1329881381388869635%7Ctwgr%5E&ref\\_url=https%3A%2F%2Fwww.thegatewaypundit.com%2F2020%2F11%2Fbreaking-video-young-internet-sleuth-reveals-evidence-showing-23k-pa-ballots-filled-returned-ever-mailed-voters%2F](https://twitter.com/GregOnTheRight/status/1329881381388869635?ref_src=twsrc%5Etfw%7Ctwcamp%5Etweetembed%7Ctwtterm%5E1329881381388869635%7Ctwgr%5E&ref_url=https%3A%2F%2Fwww.thegatewaypundit.com%2F2020%2F11%2Fbreaking-video-young-internet-sleuth-reveals-evidence-showing-23k-pa-ballots-filled-returned-ever-mailed-voters%2F)

Pennsylvania Mail-In Ballot Video Part 2 (video can be seen below images).



Greg explains: "This data comes straight from Pennsylvania.gov," Greg explains.

On this page, we have the total amount of ballots that the Pennsylvania government sent out through the mail.

A screenshot of a data table with columns for County Name, County Name, Voter's Registered Party, Congressional District, and Mail Application Type. The table lists various counties and their corresponding ballot counts. At the bottom right, a summary box displays "3.08M Total Ballots". A hand is visible on the left side of the screen, pointing at the data.

Here on the left, we have the year the voter was born, the county name that they reside in, their registered party, the congressional district, and the application type.

This page shows the amount of ballots that were mailed out by the Pennsylvania government but were never returned.

A screenshot of a data table similar to the first one, showing the amount of ballots mailed out but never returned. The table lists counties and their respective counts. At the bottom right, a summary box displays "545.61K Ballots Not Mailed Back".

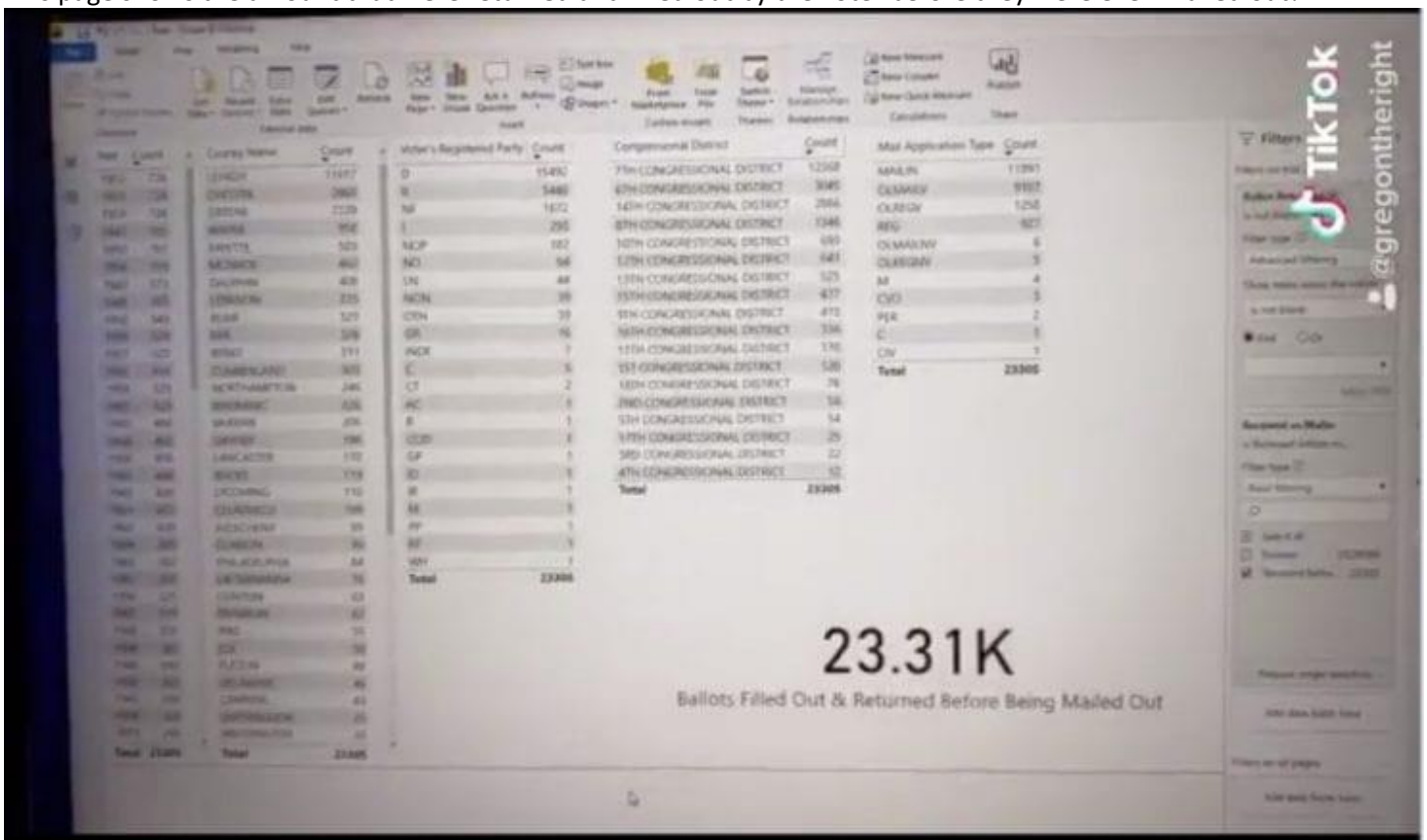
This page shows the amount of ballots that were mailed out by the government and received and filled out by the voter on the same day.

A screenshot of a data table showing the amount of ballots mailed out and received/filled out on the same day. The table lists counties and their respective counts. At the bottom right, a summary box displays "34.92K Ballots Mailed By Gov & Received Filled Out Same Day".

This page shows the amount of mail-in ballots that were approved, mailed out and received, and filled by the voter on the same day.



This page shows the amount that were returned and filled out by the voter before they were even mailed out!



And lastly, this page shows the amount of mail-in ballots that were returned by the voter, but never mailed out to the voter!

County Name	Voter's Registered Party	Congressional District	Mail Application Type
ADAMS	D	16TH CONGRESSIONAL DISTRICT	MAIL-IN
ALLEGANY	R	16TH CONGRESSIONAL DISTRICT	DUPLICATE
BUTLER	NO	11TH CONGRESSIONAL DISTRICT	REG
CHERRY	F	18TH CONGRESSIONAL DISTRICT	K
COLUMBIA	NO	15TH CONGRESSIONAL DISTRICT	DUPLICATE
CRAWFORD	NO	15TH CONGRESSIONAL DISTRICT	M
DAUPHIN	NO	17TH CONGRESSIONAL DISTRICT	MAIL
DELRWARE	NO	17TH CONGRESSIONAL DISTRICT	DUPLICATE
ELK	NO	17TH CONGRESSIONAL DISTRICT	DUPLICATE
FRANKLIN	NO	17TH CONGRESSIONAL DISTRICT	DUPLICATE
GUADALUPE	NO	17TH CONGRESSIONAL DISTRICT	DUPLICATE
HARRISBURG	NO	17TH CONGRESSIONAL DISTRICT	DUPLICATE
LANCASTER	NO	17TH CONGRESSIONAL DISTRICT	DUPLICATE
LEHIGH	NO	17TH CONGRESSIONAL DISTRICT	DUPLICATE
LUKE	NO	17TH CONGRESSIONAL DISTRICT	DUPLICATE
MERCER	NO	17TH CONGRESSIONAL DISTRICT	DUPLICATE
MONTGOMERY	NO	17TH CONGRESSIONAL DISTRICT	DUPLICATE
PHILADELPHIA	NO	17TH CONGRESSIONAL DISTRICT	DUPLICATE
SCHUYLKER	NO	17TH CONGRESSIONAL DISTRICT	DUPLICATE
WARREN	NO	17TH CONGRESSIONAL DISTRICT	DUPLICATE
WESTMORLAND	NO	17TH CONGRESSIONAL DISTRICT	DUPLICATE
YORK	NO	17TH CONGRESSIONAL DISTRICT	DUPLICATE
<b>Total</b>			<b>9005</b>

9005

Ballots Returned But Never Mailed Out

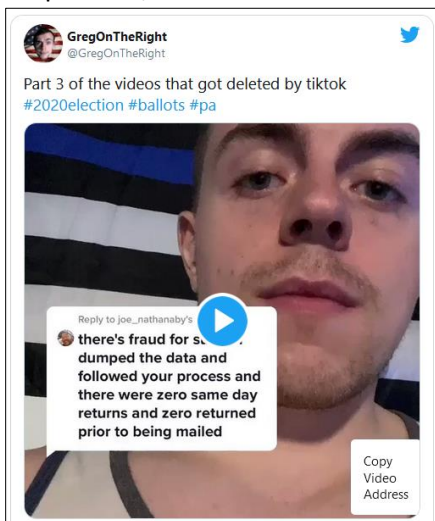
**GregOnTheRight**  
@GregOnTheRight

Part 2 of the videos that got removed by Tiktok

<https://twitter.com/i/status/1329881739934765058>

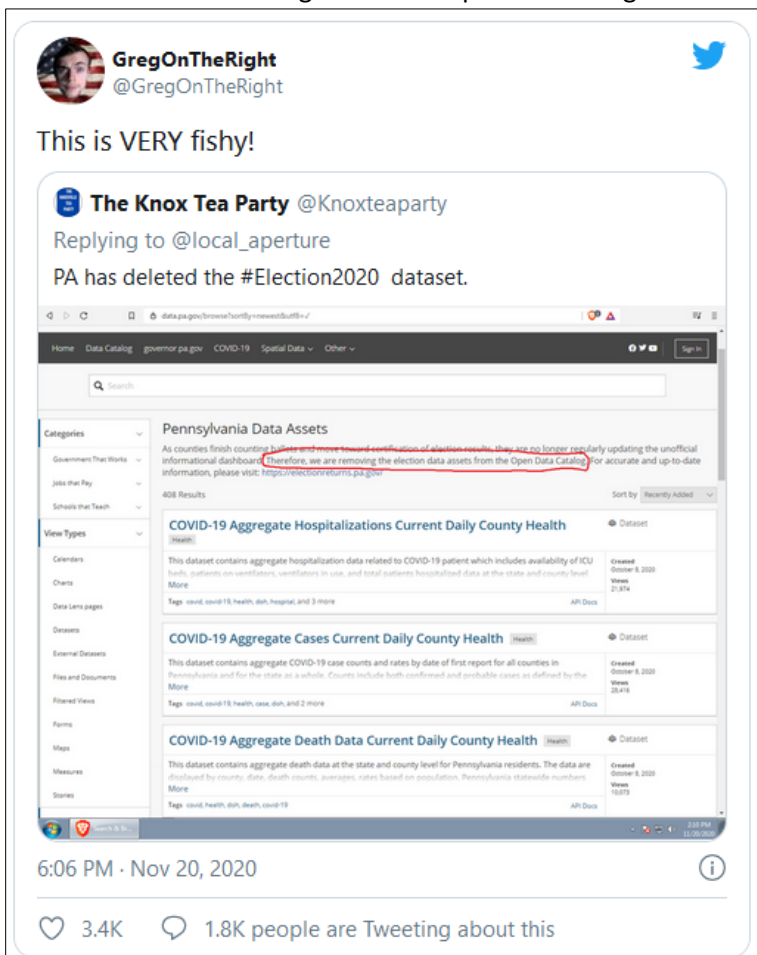
**Pennsylvania Mail-In Ballot Video Part 3.**

In this video, Greg gives viewers an up-close and easy to understand example of how in what can only be described as “impossible,” a ballot was mailed out by a voter two days before the PA government ever mailed the ballot out.



<https://twitter.com/i/status/1329882107011878916>

On the same day that Greg posted his videos to Twitter, he received a message from the Knox Tea Party informing him that the dataset from the November 2020 election has been removed from the PA government website. According to Greg, who spoke to 100 Percent Fed Up today, the data appears to have been moved, and the state of PA requires anyone who wants to see the data, to pay \$20 for the privilege. We cannot confirm if the data on the PA.gov website has been amended since Greg first videotaped his findings or if the dataset he’s provided remains the same.



An article written by Petr Svab of the Epoch Times seems to back up many of the young data sleuth's allegations, who goes by "Greg On The Right."

From the [Epoch Times](#)— More than 20,000 absentee ballots in [Pennsylvania](#) have impossible return dates and another more than 80,000 have return dates that raise questions, according to a researcher's analysis of the state's voter database.

Over 51,000 ballots were marked as returned just a day after they were sent out—an extraordinary speed, given U.S. Postal Service (USPS) delivery times, while nearly 35,000 were returned on the same day they were mailed out. Another more than 23,000 have a return date earlier than the sent date. More than 9,000 have no sent date.

The state's voter records are being scrutinized as President Donald Trump is challenging the results of the presidential election in Pennsylvania and other states where his opponent, former Vice President Joe Biden, holds a tight lead. The Trump campaign is alleging that invalid ballots have been counted for Democrats and valid ballots for Republicans were thrown away.

# VIRGINIA

## [Captured in Real Time: That Moment in Virginia at 5:12 AM Where they Took 373,000 Votes Off the State Totals](#)

By Jim Hoft

Published **November 9, 2020** at 9:19am

Data scientist Sarah Eaglesfield was tracking the vote counts in Virginia in real-time on Election night and into the following morning.

Eaglesfield noticed a glitch in the Virginia vote counting.

At 5:12 AM the state lost 169,000 votes from 5:07 AM to 5:12 AM in the morning.

President Trump was smashing expectations and liberal media predictions in the state on Election night.

That was all solved at 5 AM.

1	votes	eevp	eevp_source	timestamp	
1533	7739	3368181	72	edison	2020-11-04T04:43:33Z
1534	7740	3441719	73	edison	2020-11-04T04:44:40Z
1535	7741	3506602	75	edison	2020-11-04T04:46:50Z
1536	7742	3510830	75	edison	2020-11-04T04:48:06Z
1537	7743	3511009	75	edison	2020-11-04T04:51:06Z
1538	7744	3521934	75	edison	2020-11-04T04:52:47Z
1539	7745	3524417	75	edison	2020-11-04T04:56:22Z
1540	7746	3524459	75	edison	2020-11-04T05:04:43Z
1541	7747	3572807	76	edison	2020-11-04T05:07:23Z
1542	7748	3199165	76	edison	2020-11-04T05:12:38Z
1543	7749	3390813	76	edison	2020-11-04T05:26:21Z

**Sarah Eaglesfield** @zenxv

Replying to @zenxv

Software glitch going on here in Virginia.  
4.42am - "We've counted 3,368,181 votes!"  
5.12am - "Wait, no, we've only counted 3,199,165 votes"

1	votes	eevp	eevp_source	timestamp	
1533	7739	3368181	72	edison	2020-11-04T04:43:33Z
1534	7740	3441719	73	edison	2020-11-04T04:44:40Z
1535	7741	3506602	75	edison	2020-11-04T04:46:50Z
1536	7742	3510830	75	edison	2020-11-04T04:48:06Z
1537	7743	3511009	75	edison	2020-11-04T04:51:06Z
1538	7744	3521934	75	edison	2020-11-04T04:52:47Z
1539	7745	3524417	75	edison	2020-11-04T04:56:22Z
1540	7746	3524459	75	edison	2020-11-04T05:04:43Z
1541	7747	3572807	76	edison	2020-11-04T05:07:23Z
1542	7748	3199165	76	edison	2020-11-04T05:12:38Z
1543	7749	3390813	76	edison	2020-11-04T05:26:21Z

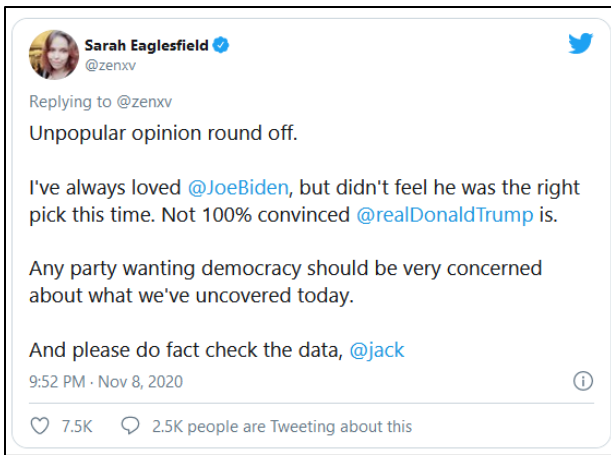
**This claim about election fraud is disputed**

8:17 PM · Nov 8, 2020

14.3K 8.6K people are Tweeting about this

[https://twitter.com/zenxv/status/1325638638936481793?ref\\_src=twsrc%5Etfw%7Ctwcamp%5Etweetembed%7Ctwtm%5E1325638638936481793%7Ctwgr%5E&ref\\_url=https%3A%2F%2Fwww.thegatewaypundit.com%2F2020%2F11%2Fcaptured-real-time-moment-virginia-512-took-169000-votes-off-state-totals%2F](https://twitter.com/zenxv/status/1325638638936481793?ref_src=twsrc%5Etfw%7Ctwcamp%5Etweetembed%7Ctwtm%5E1325638638936481793%7Ctwgr%5E&ref_url=https%3A%2F%2Fwww.thegatewaypundit.com%2F2020%2F11%2Fcaptured-real-time-moment-virginia-512-took-169000-votes-off-state-totals%2F)

Sarah Eaglesfield even tweeted about Democracy in America being at stake.



[https://twitter.com/zenxv/status/1325662465074614277?ref\\_src=twsrc%5Etfw%7Ctwcamp%5Etweetembed%7Cwterm%5E1325662465074614277%7Ctwgr%5E&ref\\_url=https%3A%2F%2Fwww.thegatewaypundit.com%2F2020%2F11%2Fcaptured-real-time-moment-virginia-512-took-169000-votes-off-state-totals%2F](https://twitter.com/zenxv/status/1325662465074614277?ref_src=twsrc%5Etfw%7Ctwcamp%5Etweetembed%7Cwterm%5E1325662465074614277%7Ctwgr%5E&ref_url=https%3A%2F%2Fwww.thegatewaypundit.com%2F2020%2F11%2Fcaptured-real-time-moment-virginia-512-took-169000-votes-off-state-totals%2F)

[Multiple Reversals and Proportional Vote Entries In Virginia on Election Night after 11 PM Indicate Election Fraud Occurred in This State Too.](#) By Joe Hoft

Published **November 15, 2020** at 8:10pm

**The Virginia results in the 2020 Election for President gave Joe Biden a 2.4 million vote lead over President Trump’s 2.0 million votes. What’s odd and needs investigating is how the election ended up this way.**

Virginia’s election results started coming in shortly after the polls closed on Election Day. There were 378 separate entries or feeds in Virginia found in the file obtained and shared around the web from the New York Times since the election. The NYT data feed shows all the entries from the NYT for the Presidential election at a state by state level. This data does not include county or precinct level data feeds.

One oddity in the file noted immediately is that **the results for votes are not in whole integers** (e.g. 1, 2, 3...). All of the entries have fractional amounts. This makes no sense since ballots do not come in fractions in the US. Each vote equals one vote.

The first 125 entries reported in the NYT data feed were basically reasonable. The results varied in percentage of votes between Presidential candidates and appeared to be random with most votes going to President Trump. Up through this time (11:03 Eastern), **President Trump was leading 52% to Biden’s 46%**. At this time 3.3 million of the eventual 4.4 million votes had already been cast or **about 75% of the vote was in**. This is when things went off the rails.

Eight entries totaling nearly (800,000) votes were removed from the database during this time. This makes no sense. Each vote should be added to the vote totals not taken away.

**Overall three entries of over 300,000 votes were posted in the data base to Biden’s vote total.** Two entries of over 300,000 votes were taken away. The same happened to President Trump’s totals but in much smaller amounts. Overall 851,000 votes were added to Biden’s totals and only 318,000 were awarded to President Trump between 11:14pm (Eastern) on November 3rd and 5:00am November 4th. This resulted in over half a million more votes net and 73% of the votes going to Biden during this timeframe.

Greenwich Mean Time (5 Hours Before Eastern)	% Biden	% Trump	Votes Biden	Votes Trump	Total Votes	Batch Total Biden	Batch Total Trump	% Batch Total Biden	%Batch Total Trump
2020-11-04T04:14:40Z	47%	52%	1,277,945.09	1,423,603.34	2,701,548.43	19,380.85	4,313.38	82	18
2020-11-04T04:15:51Z	48%	51%	1,349,570.91	1,437,463.13	2,787,034.04	71,625.82	13,859.79	84	16
2020-11-04T04:33:27Z	48%	50%	1,440,368.45	1,503,253.56	2,943,622.01	82,857.87	51,431.72	62	38
2020-11-04T04:42:34Z	53%	46%	1,771,657.95	1,542,622.32	3,314,280.26	<b>331,289.50</b>	39,368.76	89	11
2020-11-04T05:12:38Z	48%	50%	1,541,997.53	1,605,980.83	3,147,978.36	<b>-330,153.34</b>	<b>-37,510.39</b>	90	10
2020-11-04T05:26:21Z	49%	50%	1,654,716.74	1,678,452.44	3,333,169.18	112,719.21	72,471.61	61	39
2020-11-04T05:26:48Z	52%	47%	1,963,058.33	1,758,809.49	3,721,867.82	<b>308,341.59</b>	<b>80,357.05</b>	79	21
2020-11-04T05:30:56Z	49%	50%	1,654,716.74	1,678,452.44	3,333,169.18	<b>-308,341.59</b>	<b>-80,357.05</b>	79	21
2020-11-04T05:38:42Z	49%	49%	1,685,408.41	1,699,166.85	3,384,575.26	30,691.67	20,714.41	60	40
2020-11-04T05:58:44Z	49%	49%	1,719,833.95	1,709,368.43	3,429,202.38	32,764.44	8,526.92	79	21
2020-11-04T07:17:06Z	52%	46%	2,032,857.49	1,795,301.34	3,828,158.83	<b>308,051.63</b>	77,492.67	80	20
2020-11-04T09:00:01Z	54%	45%	2,224,204.72	1,862,511.62	4,086,716.34	191,347.23	67,210.27	74	26

What’s really odd about these entries are the **huge negative entries**. One entry taking away 330,153.54 votes from Biden and 37,510.39 from Trump appears to have reversed an entry a few minutes that at around midnight. Then at 12:26 and 12:30am an entry in the amount of 308,341.59 from Biden and 80,357.05 from Trump was posted and reversed. The exact same amounts. A few hours later another 230,000 votes net were added to Biden’s lead.



**These reversing entries look like adjusting entries.** Anyone in the accounting profession is aware of entries posted in error that are reversed and replaced with the proper entries and amounts. Why the hell would Virginia need to make these types of entries in their voting system? **There really is no logical reason except for fraud.**

After these entries noted above were recorded, **nearly every entry made into the system for the Presidential election had the same proportion of votes of Biden to Trump.**

This too is not reasonable and impossible. There is nothing random about this. It is highly, highly unlikely that the results of all these entries would be at the same proportion. **This too indicates fraud.**

Greenwich Mean Time (5 Hours Before Eastern)	% Biden	% Trump	Votes Biden	Votes Trump	Total Votes	Batch Total		% Batch	%Batch
						Biden	Trump	Total Biden	Total Trump
2020-11-04T13:02:17Z	54%	45%	2,315,641.20	1,927,544.91	4,243,186.10	252.39	210.09	55	45
2020-11-04T17:01:18Z	54%	45%	2,315,705.10	1,927,598.10	4,243,303.20	63.90	53.19	55	45
2020-11-04T17:59:59Z	54%	45%	2,317,249.51	1,928,883.67	4,246,133.18	1,544.41	1,285.57	55	45
2020-11-04T19:03:12Z	54%	45%	2,317,874.58	1,929,403.98	4,247,278.56	625.07	520.31	55	45
2020-11-04T19:04:04Z	54%	45%	2,317,885.86	1,929,413.37	4,247,299.22	11.28	9.39	55	45
2020-11-04T20:02:58Z	54%	45%	2,317,947.61	1,929,464.77	4,247,412.38	61.75	51.41	55	45
2020-11-04T21:00:22Z	54%	45%	2,320,166.50	1,931,311.78	4,251,478.27	2,218.88	1,847.00	55	45
2020-11-04T21:01:18Z	54%	45%	2,320,177.77	1,931,321.16	4,251,498.94	11.28	9.39	55	45
2020-11-04T21:59:58Z	54%	45%	2,359,247.82	1,955,807.67	4,315,055.50	39,070.05	24,486.51	61	39
2020-11-05T03:12:23Z	54%	45%	2,359,247.82	1,955,807.67	4,315,055.50	-	-		
2020-11-05T13:15:47Z	54%	45%	2,361,033.44	1,957,287.95	4,318,321.39	1,785.62	1,480.27	55	45
2020-11-05T16:24:41Z	54%	45%	2,352,389.94	1,945,750.04	4,298,139.98	- 8,643.51	- 11,537.91	43	57
2020-11-05T21:15:37Z	54%	45%	2,360,968.76	1,949,222.82	4,310,191.58	8,578.83	3,472.78	71	29
2020-11-05T22:15:30Z	54%	45%	2,361,370.86	1,949,554.79	4,310,925.65	402.09	331.97	55	45
2020-11-05T23:15:28Z	54%	45%	2,361,438.23	1,949,610.42	4,311,048.65	67.38	55.63	55	45
2020-11-06T01:15:27Z	54%	45%	2,363,990.94	1,951,717.94	4,315,708.87	2,552.70	2,107.52	55	45
2020-11-06T02:56:44Z	54%	45%	2,364,042.68	1,951,760.66	4,315,803.34	51.74	42.72	55	45
2020-11-06T03:12:02Z	54%	45%	2,364,054.00	1,951,770.00	4,315,824.00	11.32	9.34	55	45
2020-11-06T03:15:32Z	54%	45%	2,364,062.09	1,951,776.68	4,315,838.76	8.08	6.68	55	45
2020-11-06T03:24:10Z	54%	45%	2,364,065.86	1,951,779.79	4,315,845.65	3.77	3.11	55	45
2020-11-06T04:06:22Z	54%	45%	2,364,070.71	1,951,783.80	4,315,854.50	4.85	4.00	55	45
2020-11-06T14:15:28Z	54%	45%	2,364,072.33	1,951,785.13	4,315,857.46	1.62	1.34	55	45
2020-11-06T15:15:30Z	54%	45%	2,364,384.41	1,952,042.79	4,316,427.19	312.08	257.65	55	45
2020-11-06T16:45:28Z	54%	45%	2,364,386.56	1,952,044.57	4,316,431.13	2.16	1.78	55	45
2020-11-06T17:24:48Z	54%	44%	2,364,597.90	1,944,224.94	4,308,822.84	211.34	- 7,819.63	-3	103
2020-11-06T17:45:33Z	54%	44%	2,364,600.60	1,944,227.16	4,308,827.76	2.70	2.22	55	45
2020-11-06T18:45:32Z	54%	44%	2,360,311.72	1,944,301.31	4,304,613.03	- 4,288.88	74.15	102	-2
2020-11-06T19:30:35Z	54%	44%	2,364,808.50	1,944,398.10	4,309,206.60	4,496.78	96.79	98	2
2020-11-06T20:30:45Z	54%	44%	2,370,347.28	1,948,952.21	4,319,299.49	5,538.78	4,554.11	55	45
2020-11-06T21:30:32Z	54%	44%	2,370,829.50	1,949,348.70	4,320,178.20	482.22	396.49	55	45
2020-11-06T21:30:40Z	54%	44%	2,371,229.64	1,949,677.70	4,320,907.34	400.14	329.00	55	45
2020-11-06T22:30:34Z	54%	44%	2,372,868.00	1,951,024.80	4,323,892.80	1,638.36	1,347.10	55	45
2020-11-06T23:30:40Z	54%	44%	2,373,624.54	1,951,646.84	4,325,271.38	756.54	622.04	55	45
2020-11-07T00:30:32Z	54%	44%	2,380,130.04	1,953,378.44	4,333,508.49	6,505.50	1,731.60	79	21
2020-11-07T00:48:35Z	54%	44%	2,380,176.03	1,953,416.18	4,333,592.21	45.98	37.74	55	45
2020-11-07T01:30:26Z	54%	44%	2,382,413.06	1,955,252.12	4,337,665.19	2,237.04	1,835.94	55	45
2020-11-07T02:30:41Z	54%	44%	2,382,622.43	1,955,423.95	4,338,046.38	209.37	171.83	55	45

In summary after 11pm on Election Day nearly 70% of the votes recorded in Virginia went to Biden. This included hundreds of thousands of negative votes and late votes that all had the same proportion of Biden to Trump. These entries indicate election fraud occurred in Virginia.

## WISCONSIN

### [WOW! — The Steal Is On!... With Last Night's Ballot Dump Wisconsin has 88% Voter Turnout or HIGHER! IT'S EITHER AN IMPOSSIBLE NEW RECORD OR IT'S HORSESH\\*T](#)

By Jim Hoft

Published **November 4, 2020** at 11:03am

**President Trump outperformed his 2016 totals in Wisconsin by 200,000 votes!!**

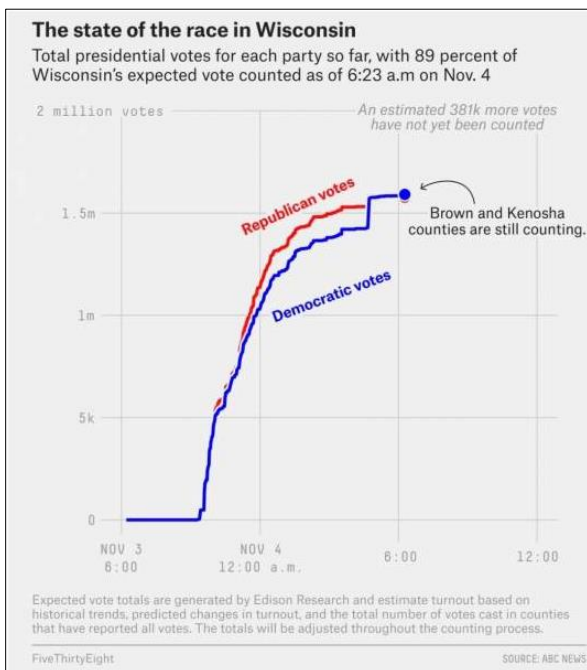
That is a MASSIVE NUMBER!!

It was a HUGE Victory for President Trump in Wisconsin!

*This is a HUGE NUMBER!*

**Last night President Trump had a sizable lead in Wisconsin but this morning Sleepy Joe somehow took the lead.**

Overnight Wisconsin had a huge dump of votes all for Biden, notice the blue line below:



Overnight Joe Biden crept to a lead in Wisconsin but one Internet sleuth showed that this was due to fraud:

*I mean LOOK at this graph for Wisconsin*

*I'll zoom in just so you can see the part where Biden votes came out of NOWHERE [pic.twitter.com/MPVxTWxjz](https://pic.twitter.com/MPVxTWxjz)*

*— Derek Duck (@duckdiver19) [November 4, 2020](#)*

Milwaukee also had some shady actions and delayed reporting:

“Milwaukee was supposed to report at 1am. Than they delayed until 2pm. Than delayed until 3am.

At 3:30am, Biden over comes a 4.1 lead.” [pic.twitter.com/Vbl5TBvxL9](https://pic.twitter.com/Vbl5TBvxL9)

— Derek Duck (@duckdiver19) [November 4, 2020](#)

### UPDATE— It now appears Wisconsin has a serious situation!

According to **Mike Coudrey** there are more votes than voters in Wisconsin. This is how Democrats nullified Trump’s record night!

*BREAKING: Wisconsin has more votes than people who are registered to vote.*

*Total number of registered voters: 3,129,000*

*Total number of votes cast:  
3,239,920*

*This is direct evidence of fraud. [pic.twitter.com/dLBMH9Njs2](https://pic.twitter.com/dLBMH9Njs2)*

— Mike Coudrey (@MichaelCoudrey) [November 4, 2020](#)



We dug further and found from the [official Wisconsin website](#) there are **3,684,726** active registered voters.

So — We are supposed to believe Wisconsin had an **88% turnout!!** **Something NEVER SEEN BEFORE IN US HISTORY!**

And they’re still counting votes.


And this did not include the additional votes to other candidates.

**It should be clear the Democrats are stealing Trump’s record night in Wisconsin!**

## [Audit Statistical Technique Known as 'Benford Analysis' Points to Milwaukee Precincts as Central Point to Uncover Fraud](#)

By Joe Hoft

Published **November 7, 2020** at 7:00am



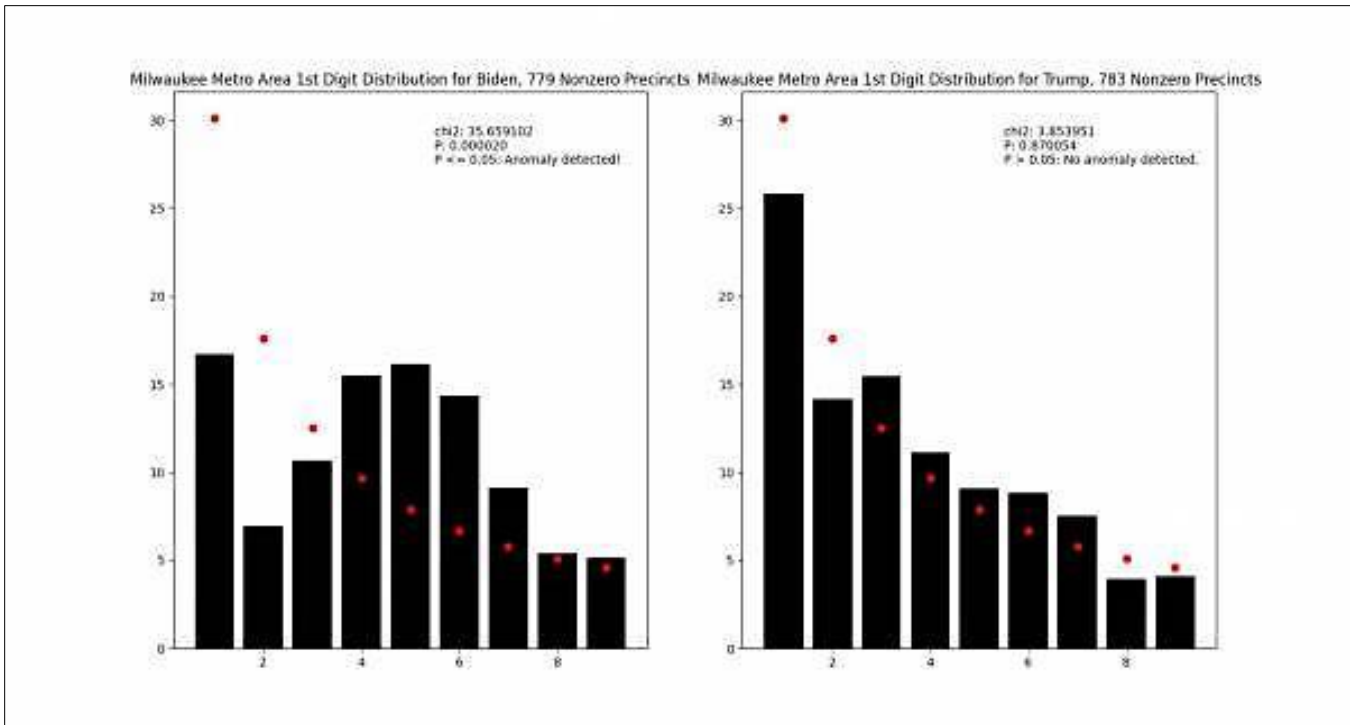
**By using the audit statistical technique known as 'Benford Analysis' the precincts in Milwaukee are where the focus of any fraud audit in Wisconsin should take place.**

In Wisconsin on the night of the election, President Trump was winning early into the morning. However, when Americans woke up on Wednesday Joe Biden had somehow taken the lead in Wisconsin after a vote dump of 100,000 votes appeared overnight.

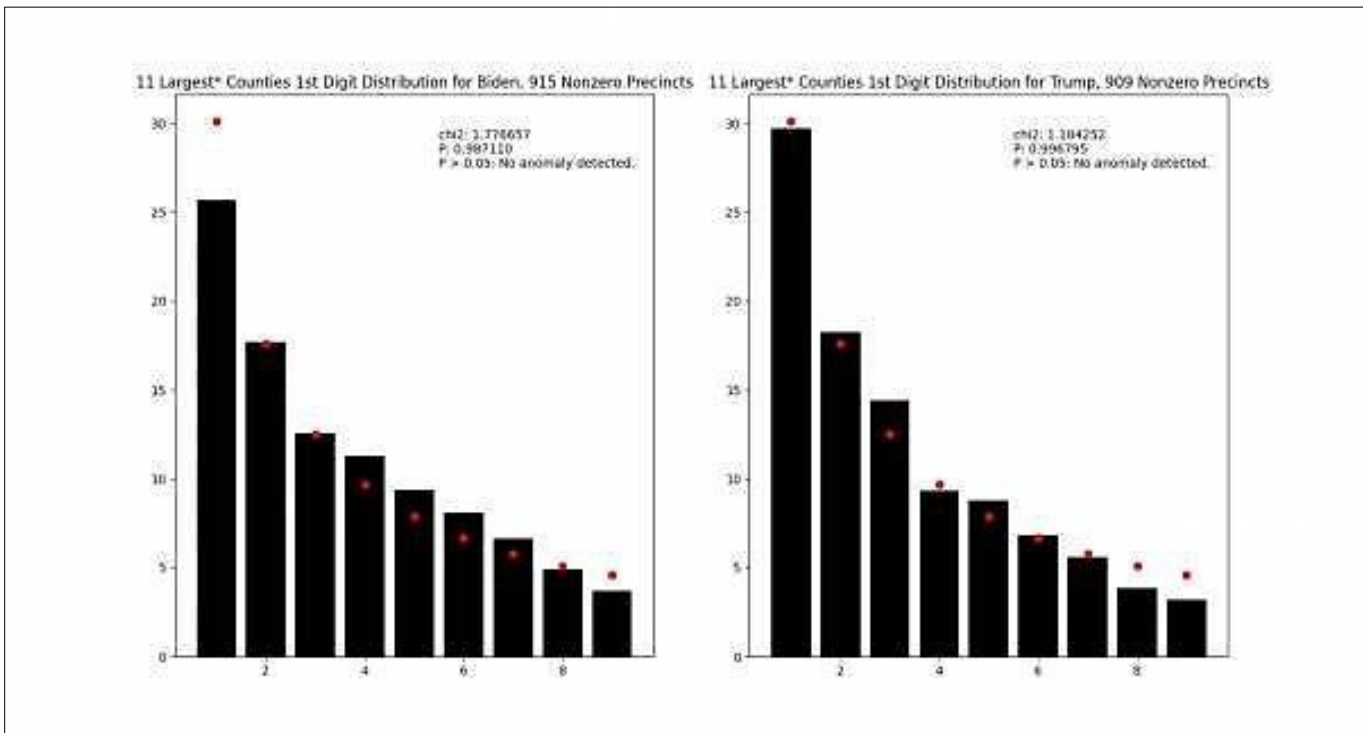
The concerns with the unreasonable increase in ballots in Wisconsin led one expert to share with us his analysis on Wisconsin voter data as it currently stands. Our expert who remains anonymous shared with us his analysis using the audit statistical technique known as Benford Analysis. This technique identifies outliers in data sets. Our expert shared:

*I saw that some people had the idea of analyzing vote totals in context of [Benford's Law](#), so I ran a first-digit analysis on precinct-level vote numbers coming out of Wisconsin, using data from the 15 largest counties (skipping 2 which had unworkable data).*

*Of the 4 counties, 802 aggregated **precincts comprising the Milwaukee Metropolitan Area**, we get a significant deviation from the expected using Biden's vote totals, and a p-value of 0.00002 (0.002% probability of a result at least as extreme as this one). Clearly, it does not follow the expected pattern. Trump's vote totals are much more consistent, with  $P = 0.87$ . **[The Biden data makes no sense in Milwaukee.]***



Aggregating the other 11 largest counties, 1040 precincts, both appear normal for both candidates:



Based on this analysis there is ample evidence for an audit team to focus on Milwaukee when looking into the results of the election in Wisconsin.

[WE CAUGHT THEM! Part 7: Wisconsin, Like MI, GA, PA and VA, Caught Doing the 'Drop and Roll' Too — Once Biden Gained Lead with MASSIVE Vote Dumps, The Rest of Votes All Possessed Same Biden to Trump Vote Ratio – THIS IS IMPOSSIBLE!](#)

By Joe Hoft

Published **November 18, 2020** at 6:52pm

We've reported on multiple incidents of 'glitches' that people observed related to the 2020 Presidential Election. These incidents seem odd and so we sought out and found a data set from the 2020 Presidential election. A group of IT patriots analyzed a data set of election vote data and found millions of votes in the election that were either lost or transferred from President Trump to Joe Biden. We reported this and our post was retweeted by the President.

**Then in Pennsylvania we identified a strange pattern in vote percentages between President Trump's Election Day votes and his mail-in votes that was basically impossible and suggested fraud: [SHOCKING EXCLUSIVE: WE CAUGHT THEM! Pennsylvania Results Show a Statistically Impossible Pattern Behind Biden's Steal! WE CAUGHT THEM!](#)**

**Then we reported on a pattern from a few select counties in Michigan that were consistent but made no sense other than to indicate fraud. Dr. Shiva Ayyadurai using his approach identified 138,000 votes transferred from Trump to Biden in his study: [WE CAUGHT THEM! Part 2: Email Inventor Dr. Shiva Finds SAME IMPOSSIBLE BALLOT RATIO Feature in Michigan Results – WE CAUGHT THEM!](#)**

**Then we used the same analysis used by Dr. Shiva on a data set from Milwaukee and found more votes transferred from President Trump to Biden. This was enough to change the Wisconsin election to President Trump. [WE CAUGHT THEM! Part 3: SAME IMPOSSIBLE BALLOT RATIO Found in Milwaukee – Results Change Wisconsin Election – 30,000 Votes Switched from President Trump to Biden](#) By [Joe Hoft](#)**

**We then re-performed Dr. Shiva's work on one Michigan County he reviewed and materially agreed with Dr. Shiva's result: [WE CAUGHT THEM! Part 4: We Were Able to Replicate SAME IMPOSSIBLE BALLOT RATIO Found in Michigan's Kent County As Reported by Dr. Shiva – 20,000 Votes Switched from Trump to Biden](#)**

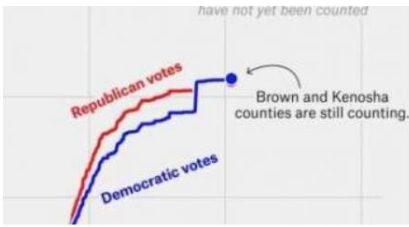
**Next we reported on another unusual pattern in vote reporting in Virginia and Pennsylvania where after large entries were made which provided a lead for Joe Biden late in the election process, nearly all subsequent entries after that period of time had the exact same unusual ratio in Trump to Biden votes. [WE CAUGHT THEM! Part 5: In Competitive States, Once Biden Gained the Lead with MASSIVE Vote Dumps, The Remainder of Votes All Possessed Same Biden to Trump Vote Ratio — THIS IS INCONCEIVABLE!](#)**

**Then we found the same 'Drop and Roll' pattern, which is virtually impossible, in Georgia and Michigan. [WE CAUGHT THEM! Part 6: Michigan and Georgia, Like in PA and VA, Caught in SAME PATTERN! — Once Biden Gained Lead with MASSIVE Vote Dumps, The Remainder of Votes All Possessed Same Biden to Trump Vote Ratio – THIS IS IMPOSSIBLE!](#)**

**Tonight we can report we found the same impossible pattern in Wisconsin that we saw in MI, PA, GA and VA.**

Just like the other states we reviewed, in Wisconsin President Trump was up in the Presidential Election all Election Day and night. When most Americans went to bed the President was way up and they expected another Trump win, but when they woke up in the morning after the election they quickly notices something had happened.

We reported the next day what it was:



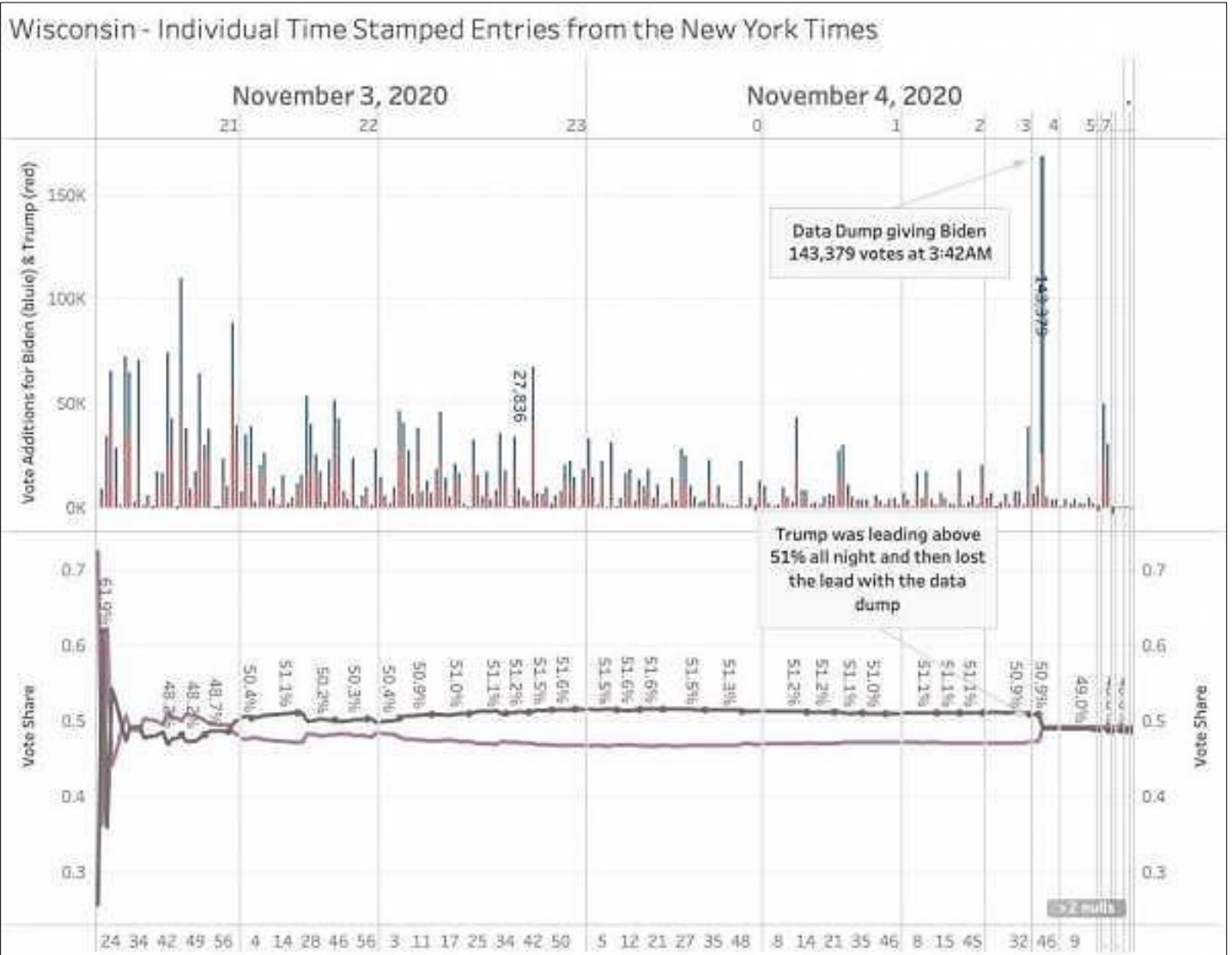
**Voter Fraud in Wisconsin – Massive Dump of Over 100,000 Ballots for Biden All the Sudden Appear Overnight**

Last night President Trump had a sizable lead in Wisconsin but this morning Sleepy Joe somehow took the lead. Overnight Wisconsin had a huge dump of votes all for Biden, notice the blue line below: Overnight Joe Biden crept to a lead in Wisconsin but one Internet sleuth showed that this was due to fraud: ... Continue reading

GP The Gateway Pundit



President Trump was ahead all night and then suddenly early in the morning over 100,000 votes were dumped for Biden. (*hat tip Kevin*)



Then once Biden took the lead after data dumps nearly every single entry was at the same ratio of Trump to Biden votes.

timestamp	trump2016	vote_share_dem	vote_share_rep	vote_shs_re_trd	votes	vote_for_dem	vote_for_rep	votes_for_re	period_avg_e	pct_of_ex	incremental	incremental	incremental	incremental
									pected_vot	pected_vo	_vote_for_d	_vote_for_r	to_pct_dem	_vote_pct_r
2020-11-04T11:31:53Z	2279543	0.485	0.498	0	4724327	2281298.595	2352714.846	4644013.441	4889035.917	88.09	141,257.75	5,968.13	95.946	4.054
2020-11-04T11:52:08Z	2279543	0.485	0.498	0	4734623	2296292.155	2357842.254	4654134.409	4899527.41	88.28	4,993.56	5,127.41	49.339	50.661
2020-11-04T12:03:10Z	2279543	0.486	0.498	0	4752966	2309941.476	2366977.068	4676918.544	4910018.904	88.47	13,649.32	9,134.81	59.907	40.093
2020-11-04T12:08:46Z	2279543	0.487	0.496	0	4815774	2345281.938	2388623.904	4733905.842	4920510.397	88.66	35,340.46	21,646.84	62.015	37.985
2020-11-04T12:12:57Z	2279543	0.487	0.497	0	4825508	2350022.396	2398277.476	4748299.872	4931001.89	88.85	4,740.46	9,653.57	32.934	67.066
2020-11-04T12:14:51Z	2279543	0.489	0.494	0	4866279	2379610.431	2403941.826	4783552.257	4941493.384	89.04	29,588.04	5,664.35	83.932	16.068
2020-11-04T13:59:48Z	2279543	0.49	0.493	0	4963304	2432018.96	2446908.872	4878927.832	5035916.824	90.74	17,635.74	7,838.71	69.229	30.771
2020-11-04T14:02:47Z	2279543	0.492	0.492	0	5023632	2471626.944	2471626.944	4943251.888	5046408.318	90.93	39,607.98	24,718.07	81.574	38.426
2020-11-04T14:04:48Z	2279543	0.492	0.492	0	5025801	2472694.092	2472694.092	4945388.184	5056899.811	91.12	1,067.15	1,067.15	50.000	50.000
2020-11-04T14:05:48Z	2279543	0.492	0.491	0	5048379	2483802.468	2478754.089	4962556.557	5067391.304	91.30	11,108.38	6,060.00	64.703	35.297
2020-11-04T14:15:15Z	2279543	0.492	0.491	0	5055174	2487145.608	2482090.434	4960236.042	5077882.798	91.49	3,343.14	3,336.34	50.051	49.949
2020-11-04T14:15:50Z	2279543	0.493	0.491	0	5080970	2504918.21	2494756.27	4999674.48	5088374.291	91.68	17,772.60	12,665.84	58.389	41.611
2020-11-04T14:23:48Z	2279543	0.493	0.491	0	5095176	2511921.768	2501731.416	5013653.184	5098865.784	91.87	7,003.56	6,975.15	50.102	49.898
2020-11-04T14:45:48Z	2279543	0.493	0.491	0	5106890	2517696.77	2507482.99	5025179.76	5109357.278	92.06	5,775.00	5,751.57	50.102	49.898
2020-11-04T15:01:49Z	2279543	0.493	0.491	0	5107896	2518192.728	2507976.936	5026109.664	5119848.771	92.25	495.96	493.95	50.102	49.898
2020-11-04T15:23:50Z	2279543	0.493	0.491	0	5108580	2518529.94	2508312.78	5026842.72	5130340.265	92.44	337.21	335.84	50.102	49.898
2020-11-04T15:32:50Z	2279543	0.493	0.491	0	5110614	2519532.702	2509311.474	5028844.176	5140631.758	92.63	1,002.76	998.69	50.102	49.898
2020-11-04T15:43:49Z	2279543	0.493	0.491	0	5112648	2520535.464	2510310.168	5030845.632	5151323.251	92.82	1,002.76	998.69	50.102	49.898
2020-11-04T15:58:49Z	2279543	0.493	0.491	0	5114931	2521660.983	2511431.121	5033092.104	5161814.745	93.01	1,125.52	1,120.95	50.102	49.898
2020-11-04T16:07:50Z	2279543	0.493	0.491	0	5121579	2524938.447	2514695.289	5039633.736	5172306.238	93.19	3,277.46	3,264.17	50.102	49.898
2020-11-04T16:15:42Z	2279543	0.495	0.489	0	5184544	2566340.28	2535242.016	5101501.296	5182707.732	93.38	41,410.83	20,546.73	66.837	33.163
2020-11-04T16:21:48Z	2279543	0.495	0.488	0	5187059	2567594.205	2531284.792	5098878.997	5193289.225	93.57	1,244.93	3,957.22	-45.899	145.899
2020-11-04T16:24:49Z	2279543	0.495	0.489	0	5201268	2574627.66	2543420.052	5118047.712	5203780.718	93.76	7,033.46	12,135.26	36.692	63.308

Again, it is completely INCONCEIVABLE mathematically and statistically that after the switch in the lead to Biden, batches of votes would have exactly the same distribution to both candidates.

What is going on with the data and the votes recorded in the 2020 election? These patterns observed in multiple states make no logical sense other than that data is being manipulated in the greatest election fraud in world history.